

## Zájmena HE - HIS, SHE - HER

Učebnice ENGLISH 4:

Lekce 2

strana 31 až 35, cvičení a čtení

### Návod

Děti si mají uvědomit, která zájmena jsou spojena s podstatnými jmény mužského a ženského rodu.

Každé dítě dostane jeden sáček nebo jednu obálku.







V obálce je jeden řádek, rozstříhejte ho na kousky.

Například: 

This is	my brother.	He	is 14.	His	name is Bill.
---------	-------------	----	--------	-----	---------------

Máte zde 20 příkladů. Ať vaši žáci sestavují věty a říkají je česky.

✂

This is	 my brother.	He	is 14.	His	name is Bill.
This is	 my sister.	She	is 13.	Her	name is Linda.
This is	 my brother.	He	is 10.	His	name is Tom.
This is	 my sister.	She	is 10.	Her	name is Ann.
This is	 my sister.	She	is 20.	Her	name is Tess.
This is	 my sister.	She	is 2.	Her	name is Jill.



This is my friend. He is 11. His name is Bob.

This is my friend. She is 10. Her name is Clara.

This is my friend. He is 11. His name is Joe.


This is my friend. She is 12. Her name is Anita.


This is my friend. He is 13. His name is Rob.


This is my friend. She is 15. Her name is Suzan.


This is my friend. He is 14. His name is Jim.





This is  my brother. He is 12. His name is Mike.


This is  my sister. She is 14. Her name is Michaela.

This is  my brother. He is 18. His name is Don.

This is  my sister. She is 5. Her name is Nicky.

This is  my classmate. He is 12. His name is Jack.

This is  my classmate. He is 12. His name is Michael.

This is  my friend. She is 11. Her name is Catherine.